

Form. No. PEL-FCL 424
 Revision 1
 Page 1 of 15
 Revision Date: 11/09/2023

**BASA AGREEMENT
 PART-FCL LICENCE APPLICATION FORM
 APPLICATION & SKILL TEST REPORT FORM**

Part 1 - FAA Airman Status

It is an offence for a person to make, procure to be made, or assist in making any false representations for the purpose of procuring for any reason the issue, validation, extension or re-issue of a license or the issue, renewal or revalidation of a rating, authorization or certificate, whether for that person or any other person.

Commission Regulation (EU) No. 1178/2011 (as amended), requires that an individual has all of their licenses administered by the National Aviation Authority that holds their medical records (Part MED.A.030 and FCL.015).
If your medical records are not held by the HCAA, your application will be rejected.

Please complete the form in **BLOCK CAPITALS** having read the guidance notes attached to this form.

1. PERSONAL DETAILS To be completed by applicant

Surname First Name(s)

Title (Mr / Mrs / Ms etc) Date of Birth (dd/mm/yyyy)

Nationality Place of Birth (Town) (Country)

Permanent address

 Postcode

Contact Tel. No. Mobile Tel. No.

E-mail address Fax Number


2. DETAILS OF FAA FLIGHT CREW LICENCE(S) HELD To be completed by the applicant

State of Issue	Class of FAA certificate <i>(e.g. PPL, CPL, ATPL, etc)</i>	Category of License <i>(e.g. Aeroplane, Helicopter etc)</i>	License issue date	License Number
USA				

Issuing Authority	Conditions under which the license was issued, where necessary	Valid and non-expired ratings/privileges and certificates held <i>(Only Class or Instrument ratings)</i>	
		Ratings and certificates	Issue date (dd/mm/YYYY)

Special endorsements:	Last Flight Review in English <i>(for language request)</i>	Date (dd/mm/yyyy):

Is the license in Section 2 a validation issued by the FAA on the basis of a license issued by another Contracting State to the Chicago Convention. YES (If yes, please give details on a separate page.) NO



Form. No. PEL-FCL 424
Revision 1
Page 2 of 15
Revision Date: 11/09/2023

**BASA AGREEMENT
PART-FCL LICENCE APPLICATION FORM
APPLICATION & SKILL TEST REPORT FORM**

3. ENFORCEMENT HISTORY

To be completed by the applicant

Past or pending enforcement action. YES (If yes, please give details on a separate page.) NO

(specify if there is a current investigation into the medical certificate and license, or suspension or revocation thereof)

Part 2 - PART-FCL License Application Form

4. MEDICAL CERTIFICATE

To be completed by the applicant

State of Issue	Class	Date of Medical examination	Expiry Date of privileges	AME Name, Medical Centre & Location	AME No.	Details of any Limitations / Endorsements

I, _____ (last name, first name) hereby apply for a PART-FCL license or rating.

Type of license applied for:

Part-FCL PPL (Aeroplanes) including the ratings indicated below;

Single-engine Piston (Land) Multi-engine Piston (Land) Night rating IR (A) For SE IR (A) for ME

Holder of a PART-FCL license: YES NO

In case of holder of a PART-FCL License:

a) Part-FCL license number: _____

b) Type of license: _____

c) State of license issue: _____

Have you passed the EU theoretical-knowledge or flight instruction, theoretical-knowledge examination or skill test in another EU Member State then this one? YES NO


If yes, please indicate which country: Theoretical Knowledge Examination: _____

Flight instruction: _____

Skill Test: _____

- I hereby declare, that I have not submitted any other request to another competent authority of a Member State of EASA.
- I do not hold any PART-FCL, Part-BFCL or Part-SFCL in any other Member State of EASA.
- I have never held any personnel license, certificate, rating, authorization or attestation with the same scope and in the same category issued in another Member State which was revoked or suspended in any other Member State.
- I have fully reviewed the application and have submitted all of the necessary paperwork for my application to be considered.
- I hereby declare that the information provided on this application form is true, complete and correct to the best of my belief and knowledge. I understand that it is an offence for a for a person to make, procure to be made, or assist in making any false representations for the purpose of procuring for any reason the issue, validation, extension or re-issue of a license or the issue, renewal or revalidation of a rating, authorization or certificate, whether for that person or any other person.
- I hereby declare, through my signature below, that I authorize the FAA to verify the contents of this applicant from information derived from my airmen record maintained by the FAA in accordance with the Privacy Act, under Privacy Act System of Record, Aviation Record on Individuals, SORN 847.

Signature of the applicant: _____ Date of application: _____



Form. No. PEL-FCL 424
Revision 1
Page 3 of 15
Revision Date: 11/09/2023

**BASA AGREEMENT
PART-FCL LICENCE APPLICATION FORM
APPLICATION & SKILL TEST REPORT FORM**

5. HCAA SUMMARY PRIVACY NOTICE

How will we use your information?

The information you provide to us via this form will be used to enable us to carry out our regulatory duties including processing your request detailed in Section 3 of this form, the administration and maintenance of subsequent licenses/certificates and for enforcement purposes.

We will not disclose any of your information to any organization without your explicit consent, except where we are obliged to do so under relevant EU and Hellenic legislation, or to verify supporting documentation supplied by you, or to comply with law enforcement agencies.

6. DEMONSTRATION OF THEORETICAL KNOWLEDGE – APPENDIX 1

I Demonstration of Theoretical Knowledge for the PPL(A)


The examiner should use the syllabus of theoretical knowledge for the PPL(A) as stated in AMC1 FCL.210; FCL.215 to Commission Regulation (EU) No 1178/2011 as a basis for the examination.

The examination should last between 30 and 60 minutes. At least one question for each of the following items should be asked:

(1) Subject: Air Law and ATC Procedures

The differences of national law to relevant ICAO Annexes and relevant EU regulations should be emphasized.

- (a) The Convention on International Civil Aviation (Chicago) Doc. 7300/6.
- (b) Airworthiness of aircraft (ICAO Annex 8).
- (c) Aircraft nationality and registration marks (ICAO Annex 7).
- (d) Personnel licensing (ICAO Annex 1).
- (e) Rules of the air (ICAO Annex 2).
- (f) Procedures for air navigation (PANS Ops).
- (g) Air Traffic Management (ICAO Annex 11- DOC 4444).
 - Special emphasis on: classification of airspace; general provisions for air traffic services; and procedures related to emergencies, communication failure and contingencies.
- (h) Aeronautical information service (ICAO Annex 15).
 - Special emphasis on: essential definitions; AIP, NOTAM, AIRAC and AIC.
- (i) Aerodromes (ICAO Annex 14, Volumes 1 and 2).
 - Special emphasis on: emergency and other services.
- (j) Search and rescue (ICAO Annex 12).
 - Special emphasis on: essential definitions; procedures for a PIC at the scene of an accident; procedures for a PIC intercepting a distress transmission.
- (k) Security (ICAO Annex 17).
- (l) Aircraft accident investigation (ICAO Annex 13).



Form. No. PEL-FCL 424
Revision 1
Page 4 of 15
Revision Date: 11/09/2023

**BASA AGREEMENT
PART-FCL LICENCE APPLICATION FORM
APPLICATION & SKILL TEST REPORT FORM**

(2) Subject: Communication


- (a) Definition.
- (b) General operating procedures.
- (c) Relevant weather information terms (VFR).
- (d) Action required to be taken in case of communication failure.
- (e) Distress and urgency procedures.
- (f) General principles of VHF propagation and allocation of frequencies.

II Demonstration of Theoretical Knowledge for the Instrument rating

The examiner should use the syllabus of theoretical knowledge corresponding AMC/GM material for modular IR(A) / CB-IR(A) according FCL.625 and Appendix 6 Section Aa of Part-FCL as a basis for the examination.

The examination should last between 30 and 60 minutes. As a guidance for applicant's knowledge evaluation in subjects 'Air law', 'Flight planning and monitoring' and 'Communications', examiner is encouraged to use topics set out in the GM1 to Appendix 6 Modular training courses for the IR(A) and Amendment 8 or later in AMC/GM material of PART-FCL, respectively.

- (a) The applicant must demonstrate theoretical knowledge of 'Air law' and 'Flight planning and monitoring' and 'Communication' at the instrument rating level.
- (b) If the applicant has a minimum experience of at least 50 hours of flight time under Instrument Flight Rules (IFR) as PIC on airplanes, he/she will demonstrate to the examiner before the assessment of instrument flying skills that he/she has acquired an adequate level of the required theoretical knowledge. The demonstration will be completed according to paragraph 2.1.5 and Appendix 2 to Section B of the TIP-L.
- (c) In all other cases, the demonstration of the level of theoretical knowledge will be completed by written examination under the responsibility of an CA.
- (d) The written examination referred to in paragraph (c) above will be completed as follows:
 - (i) The examination will comprise of multiple-choice questions selected from the European Central Question Bank (ECQB) according to the theoretical knowledge procedures stated in the Part-ARA (number of questions per subject and examination time) and corresponding AMC/GM material for modular IR(A), completed according to FCL.625 and Annex 6 Section A to Part-FCL.
 - (ii) A pass in an examination will be awarded to the applicant achieving at least 75% of the marks. There is no penalty marking.
 - (iii) The applicant has successfully completed the required theoretical knowledge examination when he/she has passed the examination within the 24-calendar-month period preceding the month of application.
 - (iv) If the applicant has failed to pass the examination within 4 attempts, he/she must undertake appropriate theoretical knowledge training at a training organization (ATO) approved in accordance with Commission Regulation (EU) No 1178/2011. The extent and scope of the training needed will be determined by that ATO, based on the needs of the applicant.
 - (v) The CAs follow strict security procedures to avoid test compromise. If the CA finds that the applicant is not complying with the examination procedures during the examination, this will be assessed with a view to failing the applicant, either in the examination of a single subject or in the examination as a whole. The CA shall ban applicants who are proven to be cheating from taking any further examination for a period of at least 12 months from the date of the examination in which they were found cheating.
- (e) If the applicant is applying for both private pilot license and instrument rating, he/she needs to demonstrate the level of theoretical knowledge for both private pilot license and instrument rating.



Form. No. PEL-FCL 424
 Revision 1
 Page 5 of 15
 Revision Date: 11/09/2023

**BASA AGREEMENT
 PART-FCL LICENCE APPLICATION FORM
 APPLICATION & SKILL TEST REPORT FORM**

PART 3 – Examiner Report for PPL (A) Skill Test

Name of applicant: Date of Birth: (dd/mm/yyyy)

Attempt No.: Date of Test: Place of Test:

Applicant's signature:

I certify that I have examined the training records (as applicable) and pilot logbook(s) of (name) and that the entries contained therein meet, in full, the qualification, training and experience requirements for the initial issue of a Part-FCL Light Aircraft Pilot License (Aeroplane) / Private Pilot License (Aeroplane). I have made the applicant aware of the consequences of providing incomplete, inaccurate or false information related to their training and flight experience.

The applicant has demonstrated satisfactory Theoretical Knowledge for the PPL(A) as stated in AMC1 FCL.210; FCL.215 to Commission Regulation (EU) No 1178/2011. YES NO

Examiner's Name: Examiner Number:

Issuing Competent Authority: Date of Skill Test Notification to the HCAA:/...../.....
 (of Examiner Certificate)

Examiners signature:

Note: Examiners are reminded that they must complete Part 2 (Examiner report for PPL (A) skill test) and submit the original to the HCAA's Personnel Licensing Office as soon as practicable but at within 7 days of the date of skill test together with a copy of the 'Notification of Test' confirmation email (including signed declaration).

DETAILS OF FLIGHT(S)

Attempt No.

Date	Aircraft Type	Registration	Block Times		Duration
			Departure	Arrival	

Result: PASS Partial Pass Fail


Partial pass / Fail only: If applicable, specify any further training requirement (hours) prior to re-test:
 A/C Sim/FNPT II Ground

Partial Pass Re-test

Date	Aircraft Type	Registration	Block Times		Duration
			Departure	Arrival	

Result: Pass Fail

Fail only
 If applicable, specify any further training requirement (hours) prior to the next attempt:
 A/C Sim/FNPT II Ground



Form. No. PEL-FCL 424
 Revision 1
 Page 6 of 15
 Revision Date: 11/09/2023


**BASA AGREEMENT
 PART-FCL LICENCE APPLICATION FORM
 APPLICATION & SKILL TEST REPORT FORM**

Name of applicant Date of Birth (dd/mm/yyyy)

Use of checklist, airmanship, control of aeroplane by external visual reference, anti/de-icing procedures, etc. apply in all sections

Section 1 – Pre-flight operations and departure						
	Unless annotated exercise to be completed by both LAPL & PPL candidates.	1 st Attempt		2 nd Attempt		Comments
		Pass (✓)	Fail (✓)	Pass (✓)	Fail (✓)	
a	Pre-flight documentation, NOTAM & weather brief					
b	Mass & balance and performance calculation					
c	Aeroplane inspection & servicing					
d	Engine starting & after starting procedures					
e	Taxiing & aerodrome procedures, pre-take-off procedures Taxiing & aerodrome procedures, pre-take-off procedures					
f	Take-off and after take-off checks					
g	Aerodrome departure procedures					
h	ATC compliance and R/T procedures					
Result of Section (circle as applicable)		Pass	Fail	Pass	Fail	

Section 2 – General Airwork						
	Unless annotated exercise to be completed by both LAPL & PPL candidates.	1 st Attempt		2 nd Attempt		Comments
		Pass (✓)	Fail (✓)	Pass (✓)	Fail (✓)	
a	ATC compliance and R/T procedures					
b	Straight and level flight, with speed changes					
c	Climbing: i. best rate of climb; ii. climbing turns; iii. levelling off.					
d	Medium (30° bank) turns					
e	Steep (45° bank) turns PPL: including recognition & recovery from a spiral dive					
f	Flight at critically low airspeed with and without flaps					
g	Stalling: i. Clean stall and recover with power; ii. Approach to stall descending turn with bank angle 20°, approach configuration; iii. Approach to stall in landing configuration.					
h	Descending: i. with and without power; ii. descending turns (steep gliding turns); iii. levelling off.					
Result of Section (circle as applicable)		Pass	Fail	Pass	Fail	



Form. No. PEL-FCL 424
 Revision 1
 Page 7 of 15
 Revision Date: 11/09/2023

**BASA AGREEMENT
 PART-FCL LICENCE APPLICATION FORM
 APPLICATION & SKILL TEST REPORT FORM**


Name of applicant Date of Birth (dd/mm/yyyy)

Use of checklist, airmanship, control of aeroplane by external visual reference, anti/de-icing procedures, etc. apply in all sections

Section 3 – En-route procedures						
	Unless annotated exercise to be completed by both LAPL & PPL candidates.	1 st Attempt		2 nd Attempt		Comments
		Pass (✓)	Fail (✓)	Pass (✓)	Fail (✓)	
a	Flight plan, dead reckoning and map reading					
b	Maintenance of altitude, heading and speed					
c	Orientation, timing & revision of ETA's and log keeping					
d	Diversion to alternate aerodrome (planning & implementation)					
e	PPL: Use of radio navigation aids					
f	PPL: Basic instrument flying check (180° turn in simulated IMC)					
g	Flight management (checks, fuel systems & carburettor icing etc.)					
h	ATC compliance and R/T procedures					
Result of Section (circle as applicable)		Pass	Fail	Pass	Fail	

Section 4 – Approach and landing procedures						
	Unless annotated exercise to be completed by both LAPL & PPL candidates.	1 st Attempt		2 nd Attempt		Comments
		Pass (✓)	Fail (✓)	Pass (✓)	Fail (✓)	
a	Aerodrome arrival procedures - Collision avoidance (look-out procedures)					
b	* Precision landing (short field landing), crosswind, if suitable conditions available					
c	* Flapless landing					
d	* Approach to landing with idle power (SE only)					
e	Touch and go					
f	Go-around from low height					
g	ATC compliance and R/T procedures					
h	Actions after flight					
Result of Section (circle as applicable)		Pass	Fail	Pass	Fail	

* These items may be combined, at the discretion of the FE



Form. No. PEL-FCL 424
 Revision 1
 Page 8 of 15
 Revision Date: 11/09/2023

**BASA AGREEMENT
 PART-FCL LICENCE APPLICATION FORM
 APPLICATION & SKILL TEST REPORT FORM**

Name of applicant Date of Birth (dd/mm/yyyy)

Use of checklist, airmanship, control of aeroplane by external visual reference, anti/de-icing procedures, etc. apply in all sections


Section 5 – Abnormal and emergency procedures

	Unless annotated exercise to be completed by both LAPL & PPL candidates. <i>This section may be combined with sections 1 through 4</i>	1 st Attempt		2 nd Attempt		Comments
		Pass (✓)	Fail (✓)	Pass (✓)	Fail (✓)	
a	Simulated engine failure after take-off (SE only)					
b	* Simulated forced landing (SE only)					
c	Simulated precautionary landing (SE only)					
d	Simulated emergencies					
e	Oral questions					
Result of Section (circle as applicable)		Pass	Fail	Pass	Fail	

Section 6 – Simulated asymmetric flight and relevant class or type items

	Unless annotated exercise to be completed by both LAPL & PPL candidates. <i>This section may be combined with sections 1 through 5 for PPL applicants</i>	1 st Attempt		2 nd Attempt		Comments
		Pass (✓)	Fail (✓)	Pass (✓)	Fail (✓)	
a	Simulated engine failure during take-off (at a safe altitude unless carried out in an FFS)					
b	Asymmetric approach and go-around					
c	Asymmetric approach and full stop landing					
d	Engine shutdown and re-start					
e	ATC compliance, R/T procedures or airmanship					
f	As determined by the FE: any relevant items of the class or type rating skill test to include, if applicable: i. Aeroplane systems including handling of autopilot; ii. Operation of pressurisation system; iii. Use of de-icing and anti-icing system.					
g	Oral questions					
Result of Section (circle as applicable)		Pass	Fail	Pass	Fail	

* These items may be combined, at the discretion of the FE



Form. No. PEL-FCL 424
 Revision 1
 Page 9 of 15
 Revision Date: 11/09/2023

**BASA AGREEMENT
 PART-FCL LICENCE APPLICATION FORM
 APPLICATION & SKILL TEST REPORT FORM**

PART 4 – Examiner Report for IR(A) Skill Test *(To be completed by the Examiner)*

Name of Applicant: Date of Birth: (dd/mm/yyyy)

Applicant's signature:

I certify that I have examined the training records and pilot logbook(s) of (name) and that the entries contained therein meet, in full, the pre-requisites and training requirements for the issue of a Part-FCL Instrument Rating (Aeroplane). I have made the applicant aware of the consequences of providing incomplete, inaccurate or false information related to their training and flight experience.

The applicant has demonstrated satisfactory Theoretical Knowledge for the Instrument rating iaw the syllabus of theoretical knowledge for modular IR(A) / CB-IR(A) according FCL.625 and Appendix 6 Section A (1)a of Part-FCL. YES NO

Examiner's Name: Examiner Number:

Issuing Competent Authority: Date of Skill Test Notification to the HCAA:/...../.....
 (of Examiner Certificate)

Examiners signature:

DETAILS OF FLIGHT(S)

Attempt No.					
Date	Aeroplane Type / FSTD type	Registration / FSTD Qualification. No.	Block Times		Duration
			Departure	Arrival	

Result: Pass Partial Pass Fail

Partial pass / Fail only: If applicable, specify any further training required (hours) prior to re-test:
 A/C FSTD Ground


Comments

Partial Pass Re-test					
Date	Aeroplane Type / FSTD type	Registration / FSTD Qualification. No.	Block Times		Duration
			Departure	Arrival	

Result: Pass Fail

Fail only: If applicable, specify any further training required (hours) prior to the next attempt.
 A/C FSTD Ground

Comments



Form. No. PEL-FCL 424
 Revision 1
 Page 10 of 15
 Revision Date: 11/09/2023


**BASA AGREEMENT
 PART-FCL LICENCE APPLICATION FORM
 APPLICATION & SKILL TEST REPORT FORM**

Use of checklist, airmanship, anti-icing/de-icing procedures, etc., apply in all sections

° Must be performed by sole reference to instruments
 * May be performed in a FFS, FTD 2/3 or FNPT II

Section 1 – Pre-flight operations and departure						
		1 st Attempt		2 nd Attempt		Comments
		Pass (✓)	Fail (✓)	Pass (✓)	Fail (✓)	
a	Use of flight manual (or equivalent) especially a/c performance calculation, mass and balance					
b	Use of Air Traffic Services document, weather document					
c	Preparation of ATC flight plan, IFR flight plan/log					
d	Identification of the required navaids for departure, arrival and approach procedures					
e	Pre-flight inspection					
f	Weather Minima					
g	Taxiing					
h	PBN departure (if applicable): - Check that the correct procedure has been loaded in the navigation system; and - Cross-check between the navigation system display and the departure chart.					
i	Pre-take-off briefing, Take-off					
j(°)	Transition to instrument flight					
k(°)	Instrument departure procedures, including PBN departures, and altimeter setting					
l(°)	ATC liaison - compliance, R/T procedures					
Result of Section (circle as applicable)		Pass	Fail	Pass	Fail	Examiners's signature

Section 2 – General handling (°)						
		1 st Attempt		2 nd Attempt		Comments
		Pass (✓)	Fail (✓)	Pass (✓)	Fail (✓)	
a	Control of the aeroplane by reference solely to instruments, including: level flight at various speeds, trim					
b	Climbing and descending turns with sustained Rate 1 turn					
c	Recoveries from unusual attitudes, including sustained 45° bank turns and steep descending turns					
d(*)	Recovery from approach to stall in level flight, climbing/descending turns and in landing configuration					
e	Limited panel: stabilised climb or descent, level turns at Rate 1 onto given headings, recovery from unusual attitudes					
Result of Section (circle as applicable)		Pass	Fail	Pass	Fail	Examiners's signature



Form. No. PEL-FCL 424
 Revision 1
 Page 11 of 15
 Revision Date: 11/09/2023

**BASA AGREEMENT
 PART-FCL LICENCE APPLICATION FORM
 APPLICATION & SKILL TEST REPORT FORM**


Name of Applicant Date of Birth (dd/mm/yyyy)

Use of checklist, airmanship, control of aeroplane by external visual reference, anti/de-icing procedures, etc. apply in all sections

° Must be performed by sole reference to instruments

Section 3 – En-route IFR procedures(°)						
		1 st Attempt		2 nd Attempt		Comments
		Pass (✓)	Fail (✓)	Pass (✓)	Fail (✓)	
a	Tracking, including interception, e.g. NDB, VOR, or track between waypoints					
b	Use of navigation system and radio aids					
c	Level flight, control of heading, altitude and airspeed, power setting, trim technique					
d	Altimeter settings					
e	Timing and revision of ETAs (en-route hold, if required)					
f	Monitoring of flight progress, flight log, fuel usage, systems' management					
g	Ice protection procedures, simulated if necessary					
h	ATC liaison — compliance, R/T procedures					
Result of Section (circle as applicable)		Pass	Fail	Pass	Fail	Examiner's signature

Section 3a – Arrival procedures						
		1 st Attempt		2 nd Attempt		Comments
		Pass (✓)	Fail (✓)	Pass (✓)	Fail (✓)	
a	Setting and checking of navigational aids, if applicable					
b	Arrival procedures, altimeter checks					
c	Altitude and speed constraints, if applicable					
d	PBN arrival (if applicable): - Check that the correct procedure has been loaded in the navigation system; and - Cross-check between the navigation system display and the arrival chart.					
Result of Section (circle as applicable)		Pass	Fail	Pass	Fail	Examiner's signature



Form. No. PEL-FCL 424
 Revision 1
 Page 12 of 15
 Revision Date: 11/09/2023

**BASA AGREEMENT
 PART-FCL LICENCE APPLICATION FORM
 APPLICATION & SKILL TEST REPORT FORM**

Name of Applicant Date of Birth (dd/mm/yyyy)


Use of checklist, airmanship, control of aeroplane by external visual reference, anti/de-icing procedures, etc. apply in all sections

° Must be performed by sole reference to instruments

+ May be performed in either Section 5 or Section 6.

++ To establish or maintain PBN privileges one approach in either Section 4 or Section 5 shall be an RNP APCH. Where an RNP APCH is not practicable, it shall be performed in an appropriately equipped FSTD.

SECTION 4 (°) - 3D OPERATIONS (++)						
		1 st Attempt		2 nd Attempt		Comments
		Pass (✓)	Fail (✓)	Pass (✓)	Fail (✓)	
a	Setting and checking of navigational aids Check Vertical Path angle For RNP APCH: - Check that the correct procedure has been loaded in the navigation system; and - Cross-check between the navigation system display and the approach chart.					
b	Approach and landing briefing, including descent/approach/landing checks, including identification of facilities					
c(+)	Holding procedure					
d	Compliance with published approach procedure					
e	Approach timing					
f	Altitude, speed heading control (stabilised approach)					
g(+)	Go-around action					
h(+)	Missed approach procedure/landing					
i	ATC liaison — compliance, R/T procedures					
	Result of Section (circle as applicable)	Pass	Fail	Pass	Fail	Examiners' signature



Form. No. PEL-FCL 424
 Revision 1
 Page 13 of 15
 Revision Date: 11/09/2023

**BASA AGREEMENT
 PART-FCL LICENCE APPLICATION FORM
 APPLICATION & SKILL TEST REPORT FORM**

Name of applicant Date of Birth (dd/mm/yyyy)

Use of checklist, airmanship, control of aeroplane by external visual reference, anti/de-icing procedures, etc. apply in all sections


° Must be performed by sole reference to instruments

+ May be performed in either Section 5 or Section 6.

++ To establish or maintain PBN privileges one approach in either Section 4 or Section 5 shall be an RNP APCH. Where an RNP APCH is not practicable, it shall be performed in an appropriately equipped FSTD.

SECTION 5 (°) - 2D OPERATIONS (++)						
		1 st Attempt		2 nd Attempt		Comments
		Pass (✓)	Fail (✓)	Pass (✓)	Fail (✓)	
a	Setting and checking of navigational aids For RNP APCH: - Check that the correct procedure has been loaded in the navigation system; and - Cross-check between the navigation system display and the approach chart.					
b	Approach and landing briefing, including descent/approach/landing checks, including identification of facilities					
c(+)	Holding procedure					
d	Compliance with published approach procedure					
e	Approach timing					
f	Altitude/Distance to MAPT, speed, heading control (stabilised approach), Stop Down Fixes (SDF(s)), if applicable					
g(+)	Go-around action					
h(+)	Missed approach procedure/landing					
i(+)	ATC liaison — compliance, R/T procedures					
Result of Section (circle as applicable)		Pass	Fail	Pass	Fail	Examiner's signature

Section 6 – FLIGHT WITH ONE ENGINE INOPERATIVE (multi-engine aeroplanes only) (°)						
		1 st Attempt		2 nd Attempt		Comments
		Pass (✓)	Fail (✓)	Pass (✓)	Fail (✓)	
a	Simulated engine failure after take-off or on go-around					
b	Approach, go-around and procedural missed approach with one engine inoperative					
c	Approach and landing with one engine inoperative					
d	ATC liaison — compliance, R/T procedures					
Result of Section (circle as applicable)		Pass	Fail	Pass	Fail	Examiner's signature



Form. No. PEL-FCL 424
Revision 1
Page 14 of 15
Revision Date: 11/09/2023

**BASA AGREEMENT
PART-FCL LICENCE APPLICATION FORM
APPLICATION & SKILL TEST REPORT FORM**

PART 1 GUIDANCE NOTES & SUBMISSION INSTRUCTIONS

Guidance Notes

All sections of the application form must be completed by the applicant personally, except where indicated.

In order for the HCAA to process the application as quickly as possible, it is important that the application form is completed correctly. Please complete the application form in conjunction with the following guidance notes.

Part 1 - FAA Airman Status

Section 1 – Applicant's Personal Details

Please ensure that your First Name(s) are entered **exactly** as per the 'evidence of identity' document that you submit with your application.

Section 2 – Details of FAA Flight Crew License(s) held

Please enter details of the FAA license you hold and wish to be credited under the BASA agreement.

Section 3 - Enforcement History

Specify if there is a current investigation into the medical certificate and/or license, or suspension or revocation thereof

Part 2 - PART-FCL License Application Form

Section 4 – Medical Certificate

Please enter details of your valid Part-MED Class 1 or 2 Medical Certificate.

NOTE: Commission Regulation (EU) No. 1178/2011 (as amended), requires that an individual has all of their Licenses administered by the National Aviation Authority that holds their medical records (Part MED.A.030 and FCL.015). **If your medical records are not held by the HCAA, your application will be rejected.**

Complete the details of what you wish to apply for. If you have completed your medical in another member State and not transferred your medical records - apply to that State for the issue of the Part-FCL license. If you hold another Member State Part-FCL license then apply to that state for the BASA credited conversion. Check the application form details and then sign the declaration .


PART 3 – Examiner Report for PPL (A) Skill Test

PART 4 – Examiner Report for IR(A) Skill Test

If the applicant is applying for both private pilot license and instrument rating, he/she needs to demonstrate the level of theoretical knowledge for both private pilot license and instrument rating.

Please enter details of your skill test pass.

Your application will not be processed until the HCAA has received the completed original Part 3 and part 4 if applicable of this form from the Examiner(s) in respect of all attempts at the PPL(A) skill test.



Form. No. PEL-FCL 424
Revision 1
Page 15 of 15
Revision Date: 11/09/2023

**BASA AGREEMENT
PART-FCL LICENCE APPLICATION FORM
APPLICATION & SKILL TEST REPORT FORM**

SUBMISSION INSTRUCTIONS

Please, send the application along with the supporting documents via info@hcaa.gov.gr with subject **“PEL-FCL-BASA (License Number & Last name)”**

Please upload/attach the following:-

- All pilot logbooks
- Evidence of validity of Class and Instrument ratings as applicable
- Copy of your valid Part-MED Class 1 or 2 Medical Certificate
- Copy of your valid FAA Class 1 or 2 Medical Certificate
- Copy of FAA PPL (A) / CPL (A) / ATPL (A)
- Copy of your Passport or National Identity card as evidence of identity
- Copy of the Flight Examiner's flight crew license and examiner certificate
- Copy of the Notification of test
- e-Administrative Fee Code-eparavolo 8780 & 8808

Please note that failure to upload all required documentation may result in the return of your application.

HCAA Use Only:						
Application Review:	Issue <input type="checkbox"/>	Pending Items <input type="checkbox"/>	Do not Issue <input type="checkbox"/>			
Pending Items						
Applicant Informed via	DMS <input type="checkbox"/>	TEL <input type="checkbox"/>	EMAIL <input type="checkbox"/>	Date:	<input type="checkbox"/>	Tick IF UPDATED <input checked="" type="checkbox"/>
Type Rating Issued:			Expiry Date:			
Restrictions						
License Remark	PPL(A) issued on the basis of the EU-US Agreement <input type="checkbox"/>					
HCAA Authorized Personnel (Name):						
Signature:					Date:	<input type="checkbox"/>